



ANNUAL REPORT OF THE CONTROLLER 2017-2018

**SARAH TUCKER COLLEGE
(AUTONOMOUS)**

Tirunelveli-627007

Nationally Assessed and Reaccredited with 'A Grade'

CONTROLLER OF EXAMINATIONS

Email: stccontrloff@gmail.com

<http://sarahtuckercollege.edu.in/controller-of-examinations/>

The Office of the Controller of Examinations draws the general time table for the conduct of both internal and external examinations. The necessary arrangements are made for setting 2 sets of question papers with answer key from the external members of faculty. The results of the examinations are posted in the college Notice Board. Students pay their examination fees through the bank. Hall tickets is issued through the Controller's Office. After careful proof reading by the HODs, one of the two Question papers is selected and get printed.

Important Dates

| Particulars | Year Odd & Even | Dates | |
|--|---------------------|--------------------------|--------------------------|
| | | Odd Semester | Even Semester |
| Examination fees payment without fine UG&PG | | | |
| Examination fees payment without fine UG&PG | Nov 2017/April 2018 | 13-9-2017 | 02-03-2018 |
| Test/Examination | | | |
| End Semester Test for UG & PG | Nov 2017/April 2018 | 03-11-2017 24-11-2017 | 30-04-2018 21—05-2018 |

¹Annexure: - Time tables

Awards Committee & Results Publication for UG & PG

The awards committee that consists of the principal, the COE, the Deans and the HOD's sits to review results and grants approval. After their approval, the results are published.

| | | | |
|--|------------------------|------------|---|
| Awards Committee&Results Publication for UG & PG | Nov 2017/ April2018 | 12-12-2017 | All:05-06-2018 Supl.:05-07-2018 MPhil Viva 16-07-2018 |
|--|------------------------|------------|---|

²Annexure: minutes

| Malpractice | Year & Month Odd / Even | Odd Semester No of Students | Even semester No of Students |
|-------------|----------------------------|--------------------------------|---------------------------------|
| | Nov2017/April 2018 | 2 | 7 |

³ Annexure: Malpractice action taken report.

| SUPPLEMENTARY | No of Students Appeared | No of Students Passed | Percentage % |
|---------------|----------------------------|--------------------------|--------------|
| April 2018 | 69 | 68 | 99 |

Grievances

| Particulars | Year Odd & Even | Odd Semester | Even Semester |
|-------------|---------------------|--------------|---------------|
| Grievances | Nov 2017/April 2018 | nil | nil |

Revaluation

| Particulars | | Odd Semester | | | Even Semester | | |
|-------------|--------------------|--------------|------|----|---------------|--------|----|
| | | Appear | Pass | % | Appeared | Passed | % |
| Revaluation | Nov2017/April 2018 | 109 | 39 | 36 | 99 | 55 | 56 |

⁴ Annexure: Students revaluations details.

Awards Committee Approved Results

The awards committee sits for a review of results and approves it. After being approved, the results are published.

| Item | Odd Semester | | | | Even Semester | | | |
|-----------------|--------------|-------|-----|-------|-------------------|-------|-----|-------|
| | UG | PG | MCA | MPhil | UG | PG | MCA | MPhil |
| Nov 2017 | | | | | April 2018 | | | |
| Appeared | 2942 | 348 | 44 | 17 | 2895 | 345 | 44 | 17 |
| Passed | 2177 | 298 | 40 | 17 | 2355 | 288 | 44 | 17 |
| Passed % | 74 | 85.63 | 90 | 100 | 81.35 | 83.48 | 100 | 100 |

Sarah Tucker College (Autonomous) Tirunelveli -7

Result of UG Courses - BA/BSc/BCom/BCA - November 2017

The result of the examination held in November 2014 has been given below. Its worthy to be recorded that the department of Mathematics(Reg) and BCA for obtaining centum results.

| Department | I Year(2017-2020) | | | II Year(2016-2019) | | | III Year(2015-2018) | | |
|-------------------|-------------------|--------|-----------|--------------------|--------|------------|---------------------|--------|------------|
| | Appeared | Passed | % | Appeared | Passed | % | Appeared | Passed | % |
| Tamil | 63 | 33 | 52 | 60 | 45 | 75 | 56 | 48 | 86 |
| English (Regular) | 72 | 51 | 71 | 64 | 44 | 69 | 62 | 45 | 73 |
| English (SF) | 54 | 29 | 54 | 61 | 34 | 56 | 61 | 24 | 39 |
| Economics | 56 | 23 | 41 | 54 | 38 | 70 | 46 | 31 | 67 |
| History (EM) | 61 | 30 | 49 | 57 | 36 | 63 | 32 | 29 | 91 |
| History (TM) | 62 | 42 | 68 | 56 | 32 | 57 | 58 | 48 | 83 |
| BCom(Regular) | 74 | 60 | 81 | 63 | 41 | 65 | 59 | 42 | 71 |
| BCom(SF) | 124 | 69 | 56 | 61 | 43 | 70 | 56 | 31 | 55 |
| Maths (Regular) | 55 | 51 | 93 | 47 | 47 | 100 | 46 | 46 | 100 |
| Maths (SF) | 46 | 43 | 93 | 47 | 46 | 98 | 45 | 43 | 96 |
| Physics (Regular) | 47 | 44 | 94 | 43 | 39 | 91 | 47 | 44 | 94 |
| Physics (SF) | 45 | 38 | 84 | 46 | 40 | 87 | 44 | 28 | 64 |
| Chemistry | 46 | 35 | 76 | 46 | 46 | 100 | 47 | 42 | 89 |
| Botany | 45 | 27 | 60 | 45 | 36 | 80 | 40 | 35 | 88 |
| Zoology | 48 | 37 | 77 | 40 | 36 | 90 | 44 | 32 | 73 |
| Computer Science | 93 | 71 | 76 | 84 | 65 | 77 | 91 | 78 | 86 |
| Food Science | 42 | 24 | 57 | 44 | 37 | 84 | 27 | 24 | 89 |
| Nano Science | 25 | 16 | 64 | 11 | 10 | 91 | 8 | 7 | 88 |
| BCA | 39 | 27 | 69 | 35 | 23 | 66 | 12 | 12 | 100 |

Sarah Tucker College (Autonomous) Tirunelveli – 7

Result of PG Courses MA/MSc/MCom - November 2017

Among the PG departments it is worthy to be noted that the department of Tamil, English, Economics, Mathematics and food science has obtained centum results. Appreciation goes to the department of English, Tamil and Chemistry for obtaining 100% result. Also MCA & M.Phil. Tamil and English and Chemistry make a record by obtaining 100% result.

| Department | I Year(2017-2019) | | | II Year(2016-2018) | | |
|--------------|-------------------|--------|------------|--------------------|--------|------------|
| | Appeared | Passed | % | Appeared | Passed | % |
| Tamil | 16 | 14 | 88 | 13 | 13 | 100 |
| English | 35 | 35 | 100 | 29 | 29 | 100 |
| Economics | 13 | 13 | 100 | 14 | 14 | 100 |
| MCom | 21 | 11 | 52 | 22 | 12 | 55 |
| Maths | 27 | 27 | 100 | 24 | 24 | 100 |
| Physics | 25 | 22 | 88 | 25 | 20 | 80 |
| Chemistry | 24 | 20 | 83 | 25 | 20 | 80 |
| Zoology | 7 | 6 | 86 | 4 | 2 | 50 |
| Food Science | 15 | 7 | 47 | 9 | 9 | 100 |

MCA

| Department | I Year(2017-2019)(Sem III)(LE) | | | II Year(2015-2018 Sem V) (2016-2018)(LE) (SemV) | | |
|------------|--------------------------------|--------|-----------|--|----------|------------|
| | Appeared | Passed | % | Appeared | Passed | % |
| MCA | 22 | 18 | 82 | 22(1+21) | 22(1+21) | 100 |

MPhil

| Department | I Year(2017-2018) | | |
|------------|-------------------|--------|------------|
| | Appeared | Passed | % |
| Tamil | 3 | 3 | 100 |
| English | 13 | 13 | 100 |
| Chemistry | 1 | 1 | 100 |

Sarah Tucker College (Autonomous) Tirunelveli -7

Result of UG Courses - BA/BSc/BCom/BCA - APRIL 2018

The Awards committee meets and reviews the result. After the approval by the same , results are published. It is to be recorded that UG Department of History(EM), History(TM), Mathematics, Food science, Nano science and BCA have obtained 100% results. The PG department of Tamil, English, Zoology and Food science, MCA and M.Phil. English, Tamil and Chemistry have obtained 100% result.

| Department | I Year(2017-2020) | | | II Year(2016-2019) | | | III Year(2015-2018) | | |
|-------------------|-------------------|--------|-----------|--------------------|--------|-----------|---------------------|--------|------------|
| | Appeared | Passed | % | Appeared | Passed | % | Appeared | Passed | % |
| Tamil | 60 | 31 | 52 | 56 | 48 | 86 | 56 | 54 | 96 |
| English (Regular) | 71 | 62 | 87 | 64 | 56 | 88 | 62 | 59 | 95 |
| English (SF) | 54 | 41 | 76 | 61 | 53 | 87 | 61 | 59 | 97 |
| Economics | 53 | 27 | 51 | 51 | 38 | 75 | 45 | 30 | 67 |
| History (EM) | 59 | 35 | 59 | 57 | 37 | 65 | 32 | 32 | 100 |
| History (TM) | 60 | 27 | 45 | 55 | 36 | 65 | 56 | 56 | 100 |
| BCom(Regular) | 73 | 61 | 84 | 61 | 47 | 77 | 59 | 54 | 92 |
| BCom(SF) | 122 | 68 | 56 | 60 | 43 | 72 | 55 | 47 | 85 |
| Maths (Regular) | 55 | 51 | 93 | 47 | 46 | 98 | 46 | 46 | 100 |
| Maths (SF) | 46 | 45 | 98 | 47 | 43 | 91 | 45 | 41 | 91 |
| Physics (Regular) | 45 | 44 | 98 | 43 | 42 | 98 | 47 | 44 | 94 |
| Physics (SF) | 44 | 38 | 86 | 46 | 39 | 85 | 44 | 42 | 95 |
| Chemistry | 44 | 38 | 86 | 46 | 37 | 80 | 47 | 38 | 81 |
| Botany | 42 | 32 | 76 | 44 | 41 | 93 | 40 | 33 | 83 |
| Zoology | 48 | 24 | 50 | 40 | 35 | 88 | 43 | 38 | 88 |
| Computer Science | 91 | 69 | 76 | 82 | 77 | 94 | 91 | 87 | 96 |
| Food Science | 41 | 24 | 59 | 44 | 38 | 86 | 26 | 26 | 100 |
| Nano Science | 23 | 11 | 48 | 11 | 9 | 82 | 8 | 8 | 100 |
| BCA | 39 | 29 | 74 | 35 | 27 | 77 | 12 | 12 | 100 |

Sarah Tucker College (Autonomous) Tirunelveli - 7

Result of PG Courses MA/MSc/MCom - APRIL 2018

| Department | I Year(2017-2019) | | | II Year(2016-2018) | | |
|--------------|-------------------|--------|------------|--------------------|--------|------------|
| | Appeared | Passed | % | Appeared | Passed | % |
| Tamil | 16 | 16 | 100 | 13 | 13 | 100 |
| English | 34 | 32 | 94 | 29 | 29 | 100 |
| Economics | 13 | 11 | 85 | 14 | 11 | 79 |
| MCom | 21 | 19 | 90 | 21 | 17 | 81 |
| Maths | 27 | 27 | 100 | 24 | 23 | 96 |
| Physics | 25 | 17 | 68 | 25 | 17 | 68 |
| Chemistry | 24 | 14 | 58 | 25 | 17 | 68 |
| Zoology | 6 | 5 | 83 | 4 | 4 | 100 |
| Food Science | 15 | 7 | 47 | 9 | 9 | 100 |

MCA

| Department | I Year(2017-2019)(Sem IV)(LE) | | | II Year(2015-2018 Sem VI) (2016-2018)(LE) (SemVI) | | |
|------------|-------------------------------|--------|------------|--|----------|------------|
| | Appeared | Passed | % | Appeared | Passed | % |
| MCA | 22 | 22 | 100 | 22(1+21) | 22(1+21) | 100 |

MPhil

| Department | I Year(2017-2018) | | |
|------------|-------------------|--------|------------|
| | Appeared | Passed | % |
| Tamil | 3 | 3 | 100 |
| English | 13 | 13 | 100 |
| Chemistry | 1 | 1 | 100 |

UG - Outgoing Students Percentage & Classes - April 2018

The results of the examinations held in April 2019 has been given below, special appreciation goes to the department of History(EM), History(TM), Mathematics, Food science, Nano science and BCAfor obtaining centum results.

Among the PG departments, it is worthy to be recorded that the department of Tamil, English, Zoology and Food science, MCA and M.Phil. English, Tamil and Chemistry have obtained centum results.

| Department | Appeared | Passed | Percentage % | Distinction | I Class | II Class | III Class |
|------------------|------------|------------|--------------|-------------|---------|----------|-----------|
| Tamil | 56 | 52 | 93 | 2 | 34 | 16 | – |
| English (R) | 62 | 61 | 98 | – | 34 | 23 | 4 |
| English (SF) | 61 | 57 | 93 | – | 10 | 33 | 14 |
| Economics | 45 | 33 | 73 | 1 | 10 | 21 | 1 |
| History (EM) | 32 | 26 | 81 | 1 | 6 | 19 | – |
| History (TM) | 57 | 47 | 82 | 1 | 33 | 12 | 1 |
| Bcom (R) | 59 | 58 | 98 | – | 26 | 25 | 7 |
| Bcom (SF) | 55 | 52 | 95 | – | 17 | 33 | 2 |
| Maths (R) | 46 | 46 | 100 | 36 | 10 | – | – |
| Maths (SF) | 45 | 42 | 93 | 21 | 21 | – | – |
| Physics (R) | 47 | 45 | 96 | 25 | 19 | 1 | – |
| Physics (SF) | 44 | 44 | 100 | 16 | 25 | 3 | – |
| Chemistry | 47 | 41 | 87 | 16 | 25 | – | – |
| Botany | 40 | 35 | 88 | 4 | 22 | 9 | – |
| Zoology | 43 | 36 | 84 | 1 | 28 | 7 | – |
| Computer Science | 91 | 88 | 97 | 16 | 69 | 3 | – |
| Food Science | 26 | 26 | 100 | 11 | 15 | – | – |
| Nano Science | 8 | 7 | 88 | 2 | 5 | – | – |
| BCA | 12 | 12 | 100 | 5 | 7 | – | – |
| | 876 | 808 | 92 | 158 | 416 | 205 | 29 |

PG - Outgoing Students Percentage & Classes - April 2018

| Department | Appeared | Passed | Percentage % | Distinction | I Class | II Class | III Class |
|--------------|----------|--------|--------------|-------------|---------|----------|-----------|
| Tamil | 13 | 13 | 100 | 3 | 10 | – | – |
| English | 29 | 29 | 100 | 2 | 24 | 3 | – |
| Economics | 14 | 13 | 93 | – | 10 | 3 | – |
| Mcom | 21 | 18 | 86 | – | 18 | – | – |
| Maths | 24 | 24 | 100 | 20 | 4 | – | – |
| Physics | 25 | 22 | 88 | 5 | 17 | – | – |
| Chemistry | 25 | 20 | 80 | 1 | 19 | – | – |
| Zoology | 4 | 4 | 100 | – | 4 | – | – |
| Food Science | 9 | 9 | 100 | 3 | 6 | | |

| | | | | | | | |
|-----------------|------------|------------|------------|----|-----|---|---|
| MCA(LE) | 21 | 21 | 100 | 14 | 7 | – | – |
| MCA | 1 | 1 | 100 | 1 | – | – | – |
| MPhil Tamil | 3 | 3 | 100 | 3 | – | – | – |
| MPhil English | 13 | 13 | 100 | 7 | 6 | – | – |
| MPhil Chemistry | 1 | 1 | 100 | – | 1 | – | – |
| | 203 | 191 | 94 | 59 | 126 | 6 | |

Total No. Pass

999

%

UG

876

808

92

PG

164

152

86

MPhil

17

17

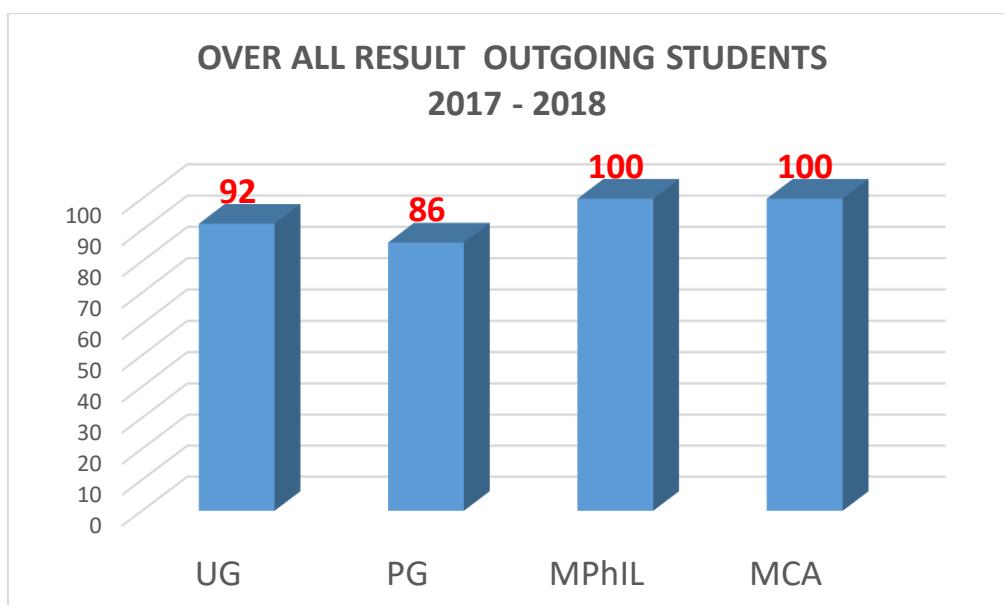
100

MCA

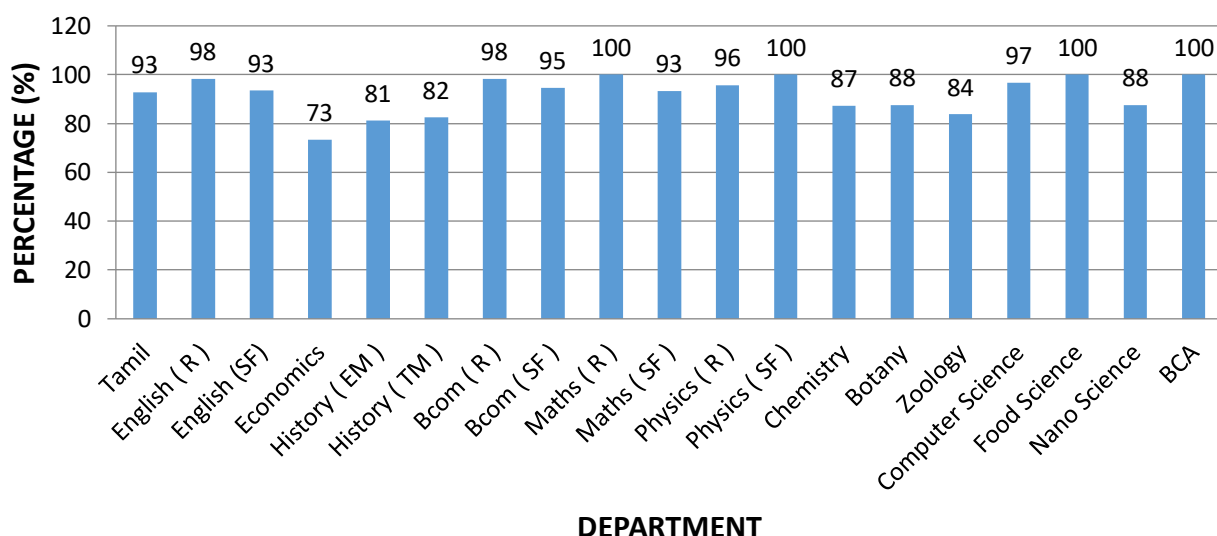
22

22

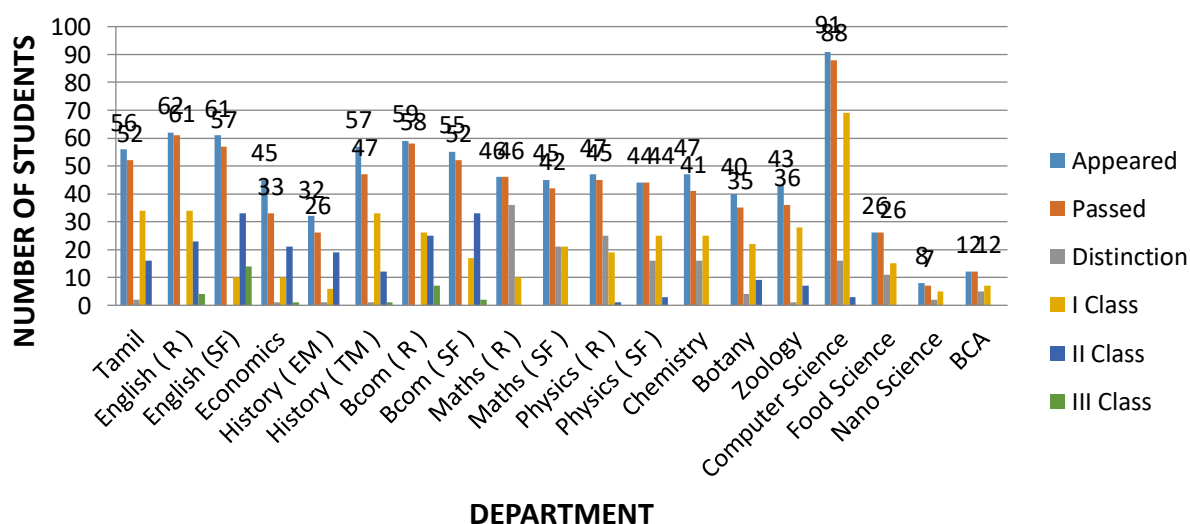
100



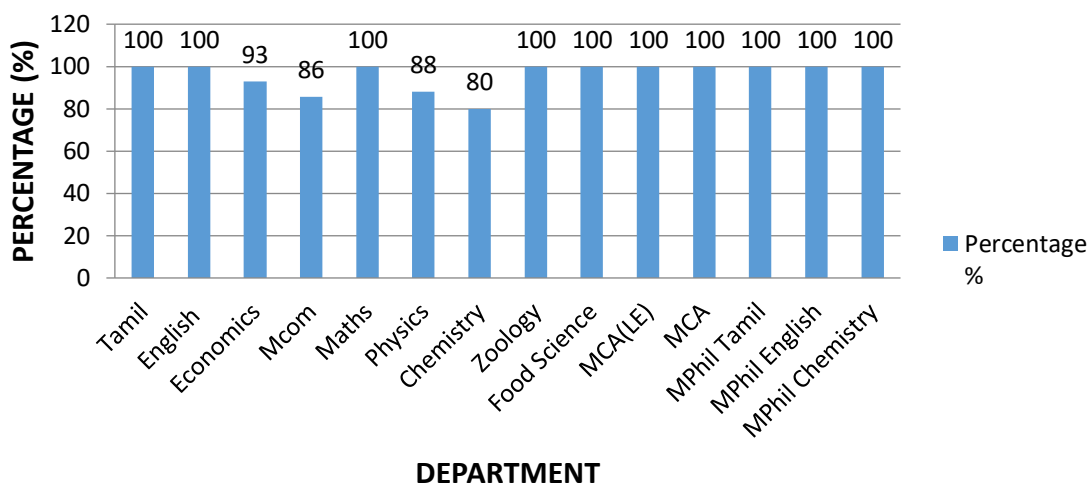
UG -PERCENTAGE OF RESULTS FOR OUTGOING STUDENTS - APRIL 2018



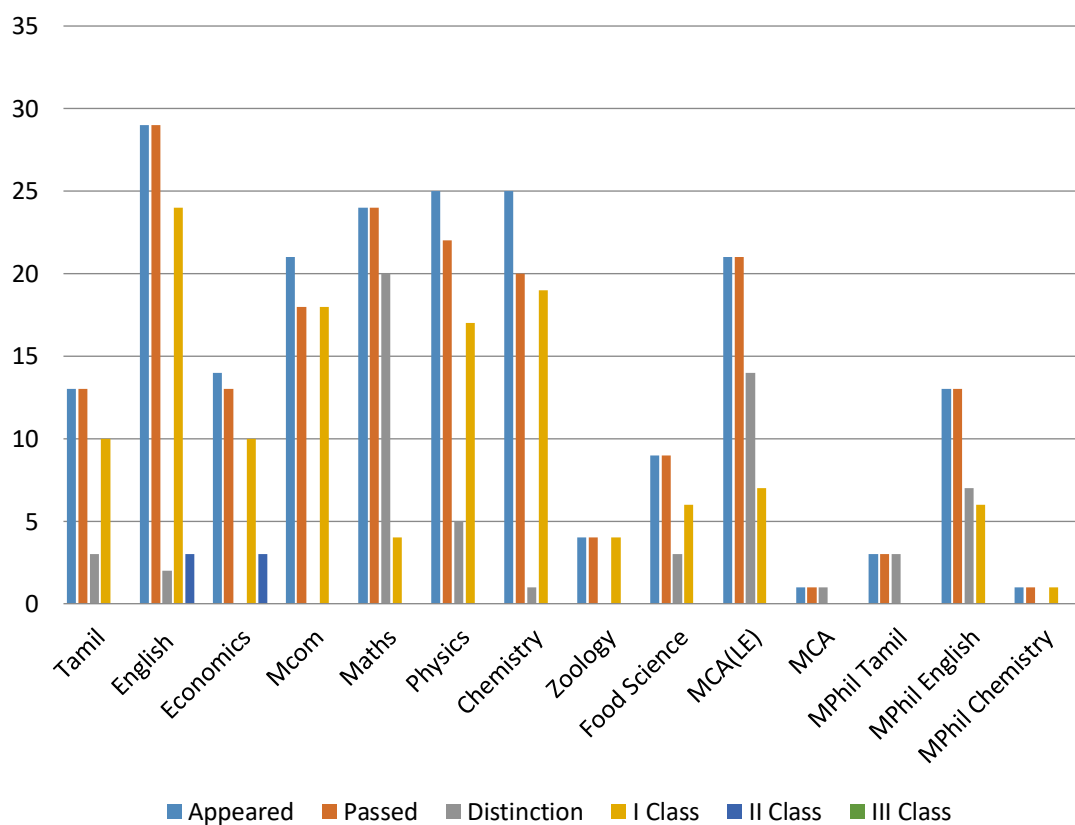
APRIL 2018 UG -NUMBER OF OUTGOING STUDENTS APPEARED , PASSED AND CLASSES OBTAINED



PG -PERCENTAGE OF RESULTS FOR OUTGOING STUDENTS - APRIL 2018



APRIL 2018 PG -NUMBER OF OUTGOING STUDENTS APPEARED , PASSED AND CLASSES OBTAINED



UG - LIST OF RANKHOLDERS – 2015 - 2018

| DEPARTMENT | REG.NO | NAME | PERCENTAGE | RANK |
|----------------------|----------|----------------------------|------------|-----------|
| B.A TAMIL | 15UTA048 | REGINA K | 82.52 | I RANK |
| | 15UTA041 | POOMARI M | 75.85 | II Place |
| | 15UTA061 | THANGA AMIRTHALAKSHMI K | 74.39 | III Place |
| B.A ENGLISH (Reg) | 15UEN004 | BACKIYA SHREE N | 73.38 | I RANK |
| | 15UEN019 | JENIFER NIYANTHA MARY A | 71.22 | II Place |
| | 15UEN055 | SURYA KAMALA R | 70.88 | III Place |
| B.A.ENGLISH (SF) | 15SUEN05 | ANGEL VALERI HANNAH V | 70.58 | I RANK |
| | 15SUEN25 | JEBA NESA KUMARI S | 66.29 | II Place |
| | 15SUEN18 | GIGI R | 64.09 | III Place |
| B.A ECONOMICS | 15UEC026 | KARTHIKA K | 78.27 | I RANK |
| | 15UEC053 | SOUNDARYA M | 74.52 | II Place |
| | 15UEC017 | JEBAKANI ANITHA P | 71.76 | III Place |
| B.A HISTORY (TM) | 15UHT045 | PETCHIAMML K | 75.41 | I RANK |
| | 15UHT011 | BOOMA M | 74.21 | II Place |
| | 15UHT029 | MANJU C | 71.95 | III Place |
| B.A HISTORY (EM) | 15UHE008 | LAVANYA M K | 79.32 | I RANK |
| | 15UHE002 | AROKIA SUJI P | 67.6 | II Place |
| | 15UHE040 | SUGUMARI S | 64.72 | III Place |
| B.Com (Reg) | 15UCO036 | MUTHU SANTHIYA R | 73.89 | I RANK |
| | 15UCO056 | SHIFANA P R | 72.11 | II Place |
| | 15UCO006 | ARCHANA R | 72.07 | III Place |
| B.Com (SF) | 15SUCO13 | GOKILA P | 69.31 | I RANK |
| | 15SUCO45 | POOMARI SATHYA P | 67.36 | II Place |
| | 15SUCO48 | RENGANAYAKI U | 67.21 | III Place |
| B.Sc MATHS (Reg) | 15UMA046 | SYED SHADHIYA S | 97.49 | I RANK |
| | 15UMA023 | MATHI VADANA P | 97.13 | II Place |


| | | | | |
|--------------------------|-----------|---------------------|-------|-----------|
| | 15UMA048 | VINOHNI V | 97.01 | III Place |
| B.Sc MATHS (SF) | 15SUMA01 | ABINAYA P | 95.31 | I RANK |
| | 15SUMA28 | NANDHINI N | 94.62 | II Place |
| | 15SUMA32 | RACHEL SUSANNA J | 91.85 | III Place |
| B.Sc PHYSICS (Reg) | 15UPH019 | JEBA NAVEENA G | 93.27 | I RANK |
| | 15UPH011 | DORIS FELCIA I | 91.11 | II Place |
| | 15UPH026 | KOWSALYA A | 89.74 | III Place |
| B.Sc PHYSICS (S/F) | 15SUPH45 | THAMARAI KANI S | 87.57 | I RANK |
| | 15SUPH37 | SATHYAPRIYA M | 82.16 | II Place |
| | 15SUPH12 | GOTHA NATCHYAR S | 81.85 | III Place |
| B.Sc CHEMISTRY | 15UCH0142 | THANALAKSHMI S | 93.26 | I RANK |
| | 15UCH009 | DHANESWARI S | 92.43 | II Place |
| | 15UCH0001 | ALAGU LAKSHMI M | 89.19 | III Place |
| B.Sc BOTANY | 15UPY025 | MANJU MAHADEVI S | 87.08 | I RANK |
| | 15UPY022 | KOWSALYA S | 83.31 | II Place |
| | 15UPY036 | SABEENA K | 79.01 | III Place |
| B.Sc ZOOLOGY | 15UZY036 | SARANYA J | 82.24 | I RANK |
| | 15UZY027 | MANISHA SELVI S | 73.93 | II Place |
| | 15UZY041 | STELLA A | 72.56 | III Place |
| B.Sc COMPUTER SCIENCE | 15SUCS40 | SRILAKSHMI G | 85.86 | I RANK |
| | 15SUCS82 | REVATHI S | 85.71 | II Place |
| | 15SUCS18 | KALKIRAMANI | 82.13 | III Place |
| B.Sc FOOD SCIENCE | 15SUFN21 | MOOKAMBIKA G K | 89.4 | I RANK |
| | 15SUFN07 | FATHIMA SUHAINA M N | 87.35 | II Place |
| | 15SUFN05 | FATHIMA FARZANA J | 85.93 | III Place |
| B.Sc NANO SCIENCE | 15SUNS07 | MEENA S | 82.73 | I RANK |
| | 15SUNS01 | AMIRTHA GOWRI V | 76.02 | II Place |
| | 15SUNS03 | ESAISELVI R | 67.01 | III Place |
| BCA | 15SUCA03 | EMIMA G | 85.7 | I RANK |
| | 15SUCA02 | DURGADEVI N | 83.6 | II Place |
| | 15SUCA04 | ESTHER SHEKINA G | 83.36 | III Place |

PG & MCA - LIST OF RANKHOLDERS – 2016 – 2018(MCA(LE) 2016 – 2018)

| DEPARTMENT | REG.NO | NAME | PERCENTAGE | RANK |
|------------------|------------|-----------------------------|------------|-----------|
| M.A TAMIL | 16PTA011 | SIVASANKARI M | 78.29 | I RANK |
| | 16PTA005 | MEENALAKSHMI P | 78.18 | II Place |
| | 16PTA006 | PAPPA S | 75.66 | III Place |
| M.A ENGLISH | 16PEN023 | SATHIYA L | 75.94 | I RANK |
| | 16PEN016 | MERCY DEIVAPACKIAM A D G | 75.46 | II Place |
| | 16PEN019 | NANDHINI MEENA I | 73.74 | III Place |
| M.A ECONOMICS | 16PECO14 | SATHYA S | 72.94 | I RANK |
| | 16PECO10 | MUTHUSELVI E | 69.97 | II Place |
| | 16PECO19 | VIJAYALAKSHMI B | 67.71 | III Place |
| M.COM | 16SPCO01 | ANITA J | 73.45 | I RANK |
| | 16SPCO11 | MANONMANI A | 72.34 | II Place |
| | 16SPCO04 | FATHIMA T A | 71.24 | III Place |
| M.Sc MATHS | 16PMS006 | IRINE JENITA A | 94.82 | I RANK |
| | 16PMS003 | DEBORAL JESU HEMA A | 93.6 | II Place |
| | 16PMS014 | MIZBHA MAGDALIN R | 93.53 | III Place |
| M.Sc PHYSICS | 16PPH014 | MUBINA JAZIRA M R | 80.71 | I RANK |
| | 16PPH013 | MOONRU UGAM KONDAL D | 80.07 | II Place |
| | 16PPH009 | KARTHIKA K | 77.97 | III Place |
| M.Sc CHEMISTRY | 16PCH003 | AISHVARYA MONICA S | 82.00 | I RANK |
| | 16PCH015 | MATHUMITHA S | 73.29 | II Place |
| | 16PCH022 | SUNITHA M | 73.10 | III Place |
| M.Sc ZOOLOGY | 16SPZOO3 | SHRI PRIYA M | 73.02 | I RANK |
| | 16SPZ004 | VALLIJA V | 72.73 | II Place |
| | 16SPZO02 | KARTHIKA M | 71.88 | III Place |
| MSc FOOD SC. | 16SPFS01 | ABISHA R | 79.98 | I RANK |
| | 16SPFS02 | ABISHA GEOLIN J | 78.73 | II Place |
| | 16SPFS03 | CHTHIRA E | 76.63 | III Place |
| MCA(LE) | 16SPMCLE07 | DIVYA BARTI T | 84.03 | I RANK |
| | 16SPMCLE17 | MUTHU RAJAM S | 83.15 | II Place |
| | 16SPMCLE04 | ANNARANI JENIFER K | 81.56 | III Place |

M.Phil - LIST OF RANKHOLDERS – 2017 - 2018

| DEPARTMENT | REG.NO | NAME | PERCENTAGE | RANK |
|--------------------|----------|-----------------|------------|-----------|
| M.Phil TAMIL | 17STML02 | REGINA P | 86.50 | I RANK |
| | 17STML01 | PREMA RANI F | 86.00 | II Place |
| | 17STML03 | VANITHA G | 85.33 | III Place |
| M.Phil ENGLISH | 17SEML03 | DEBORAH ANNIE R | 80.67 | I RANK |
| | 17SEML12 | SANTHIYA M | 80.00 | II Place |
| | 17SEML05 | HILDA ANGEL J | 79.67 | III Place |
| MPhil CHEMISTRY | 17SCML01 | JEYALALITHA T | 73.67 | I RANK |


Controller of Examinations
CONTROLLER OF EXAMINATIONS
SARAH TUCKER COLLEGE
(AUTONOMOUS)
TIRUNELVELI 627 007


PRINCIPAL
SARAH TUCKER COLLEGE
(AUTONOMOUS)
TIRUNELVELI - 627 007.

CONVOCAATION REPORT

SARAH TUCKER COLLEGE (AUTONOMOUS) TIRUNELVELI 7

Report Submitted to Manonmaniam Sundaranar University

Date : 23.03.2017

Chief Guest : **Hon. Dr Krishnan Baskar**
Vice-Chancellor, Manonmaniam Sundaranar
University, Tirunelveli

Report :

The Graduation Day 2016 of Sarah Tucker College (Autonomous) was conducted on 23.03.2017 at 10 30 am in the New Auditorium.

The Rt Rev Dr JJ Christdoss, Secretary of the College open the Graduation Ceremony.

Dr Mrs Usha Godwin, Principal of our College welcomed the gathering, the Chief guest and read the Academic Report for the year 2016-2017.

The Chief Guest **Hon. Dr Krishnan Baskar, Vice-Chancellor, Manonmaniam Sundaranar University, Tirunelveli** distributed the Graduation Certificates to the students. There were 901 candidates who received their diplomas.

The function came to an end with the National Anthem.

No. of Candidates : 901

| | |
|---------------------------|----|
| UG (Reg) BA Tamil | 46 |
| English | 55 |
| History | 80 |
| Economics | 37 |
| B Sc Mathematics | 45 |
| Physics | 39 |
| Chemistry | 33 |
| Botany | 41 |
| Zoology | 32 |
| B Com | 48 |
| S/F B A English | 52 |
| B Sc Mathematics | 33 |
| Physics | 29 |
| Computer Science | 80 |
| Food Science | 18 |
| Nano Science | 32 |
| B Com | 49 |
| PG (Reg) M A Tamil | 6 |
| English | 23 |
| Economics | 12 |
| M Sc Mathematics | 19 |
| Physics | 18 |
| Chemistry | 13 |

| | | |
|--------------|--------------|------------|
| S/F | Zoology | 5 |
| | M Com | 18 |
| | M C A | 21 |
| | M Phil Tamil | 10 |
| | English | 7 |
| TOTAL | | 901 |

**Testing and Evaluation procedures
2017 – 2018**

SARAH TUCKER COLLEGE (AUTONOMOUS)**TIRUNELVELI 627 007****Choice Based Credit System**

The Choice Based Credit System (CBCS) gives freedom to the students to study papers of their choice. The CBCS as recommended by the Manonmaniam Sundaranar University is being followed from the academic year 2008-2009 onwards. Credits vary in proportion with the instructional hours and the nature of the syllabus content.

For completing a course, a minimum of (140+5) credits for UG and (90+2) for PG should be earned by each candidate.

Course Structure –UG

| Components | No. of Papers | Credit per Paper | Total Credits |
|---|----------------------|-------------------------|----------------------|
| BA & BSc Part I - Tamil (I,II,III, & IV Sem) | 4 | 3 | 12 |
| Part II - English (I,II,III & IV Sem) | 4 | 3 | 12 |
| BCom & BSc Comp. Sci. Part I - Tamil (I & II Sem) | 2 | 3 | 6 |
| Part II - English (I & II Sem) | 2 | 3 | 6 |
| Part III | | | |
| BA & BSc i) Core (including practicals) | 13-15 | 4-5 | 60 |
| B Com & Comp. Sci. i) Core | 18 | 4 | 72 |
| ii) Allied | 4 | 5 | 20 |
| iii) Electives (including project) | 3 | 5 | 15 |
| Part IV | | | |
| i) Value Education | 1 | 2 | 2 |
| ii) Environmental Studies | 1 | 2 | 2 |
| iii) Non-Major Elective Courses | 2 | 2 | 4 |
| iv) Skill Based Elective Courses | 6 | 2 | 12 |
| Part V - Extension Activities NSS / NCC / Games | 1 | 1 | 1 |

Total Credits

B Com : 6 + 6 + 72 + 20 + 15 + 2 + 2 + 4 + 12 + 1 = 140

BA & BSc : 12 + 12 + 60 + 20 + 15 + 2 + 2 + 4 + 12 + 1 = 140

Course Structure – PG

| Components | No. of Papers | Credit Per Paper | Total Credits |
|---|---------------|------------------|---------------|
| Core (including Practicals and Project) | 14-25 | 3-5 | 89 |
| Foundation Course | 1 | 1 | 1 |
| Minimum Extra Credits | | | 2 |
| Total (90 +2) | | | 92 |

UG students who are not able to study Tamil (Part I) can opt for French / Hindi in I to IV Semesters.

The medium of instruction for the examination and project report will be in English (except for Part I, BA Tamil and BA History Tamil Medium)

EVALUATION OF STUDENTS

I Evaluation of Students

The evaluation of a student in a particular course is based on her performance in the (i) Continuous Internal Assessment (CIA) and the (ii) End Semester Examinations (ESE). For each theory paper, the maximum marks for CIA and ESE are 25 and 75 respectively and for each practical paper the corresponding marks are 40 and 60, in both the UG and the PG courses. Though there is no pass minimum for CIA, a student must write at least 2 CIA to be eligible for appearing in ESE. For UG the pass minimum in ESE in theory and for practical it is 40%. Aggregates of both CIA and ESE must have a 40% for a pass. For PG the pass minimum in ESE in theory and in practical is 50%. An aggregate of both CIA and ESE with a minimum of 50% is a pass.

a) Internal Tests

There are 3 internal tests CIA 1, CIA 2 and CIA 3 for each paper in a semester. Three tests will be held at an interval of 30 working days. Each test is of 1 hour duration. Question papers will be set from 5 units of the syllabus which would be covered before the 3 internal tests. The average marks of the best two tests will be taken. If a student does not write two CIA tests the student is ineligible to appear for ESE.

Students who absent themselves for the tests will lose the marks for that test(s). However, if a student, for some genuine reasons, is not able to attend a test with the permission of the Head of the Department she can be given a retest.

Consolidation of the CIA marks will be done in the department within seven days after the 3 internal tests and the students will be asked to verify their CIA marks and sign before the mark sheets are sent to the Controller's Office.

Testing and Evaluation for UG Courses

Language, Core, Allied, Elective and Practical - Internal to External ratio of marks

| | Internal | External | Total |
|-----------|----------|----------|-------|
| Theory | 25% | 75% | 100% |
| Practical | 40% | 60% | 100% |

Pass Minimum in Theory / Practical

| | Internal | External | Overall |
|-----------|--|---|--|
| Theory | No minimum (10 is ideal) | 40% of maximum of external marks ($\frac{30}{75}$) | 40% of total marks ($\frac{40}{100}$) |
| Practical | No minimum (16 is ideal) out of 40 | 35% of maximum of external marks ($\frac{24}{60}$) | 40% of total marks ($\frac{40}{100}$) |

Continuous Internal Assessment (CIA) - Question Pattern

| Sections | Marks |
|--|------------|
| Part A Multiple Choice Questions -5 | 1 X 4 = 4 |
| Part B Questions with internal choice -3 | 2 X 5 = 10 |
| Part C Questions, with internal choice -1 | 2 X 8 = 16 |
| Total Marks (Converted to 15 marks) | 30 |

Assessment Pattern for CIA (2017-2020)

| Theory | Marks |
|---------------------------------------|-------|
| Test (Average of best two of 3 tests) | 10 |
| Quiz | 5 |
| Assignment | 5 |
| Total | 20 |

Practical:

Internal - 40 marks

External - 60 marks

Total - 100 marks

Testing and Evaluation for PG Courses

Core, Elective and Practical - Internal to External ratio of marks

| | Internal | External | Total |
|-----------------------|----------|----------|-------|
| Theory | 25% | 75% | 100% |
| Practical and Project | 40% | 60% | 100% |

Pass Minimum in Theory / Practical

| | Internal | External | Overall |
|-----------|------------|---|--|
| Theory | No Minimum | 50% of maximum of external marks $\left(\frac{38}{75}\right)$ | 50% of total marks $\left(\frac{50}{100}\right)$ |
| Practical | No minimum | 50% of maximum of external marks $\left(\frac{30}{60}\right)$ | 50% of total marks $\left(\frac{50}{100}\right)$ |

Continuous Internal Assessment (CIA) - Question Pattern

| Sections | Marks |
|--|------------|
| Part A Short Questions -2 | 2 X 2 = 4 |
| Part B Questions with internal choice – 2 | 2 X 5 = 10 |
| Part C Questions with internal choice -2 | 2 X 8 = 16 |
| Total marks (Converted to 15 marks) | 30 |

Assessment Pattern for CIA

| Theory | Marks |
|-------------------------------------|-------|
| Test (Average of best 2 of 3 tests) | 15 |
| Seminar | 5 |
| Assignment | 5 |
| Total marks | 25 |

Practical

Internal - 40 marks

External - 60 marks

Total - 100 marks

The marks scored by a student in these components will depend on her preparation, participation and adhering to the time schedule. There may be variations with respect to these components in Languages (UG – Part I and Part II) and Practical.

INTERNAL ASSESSMENT GRIEVANCE CELL (IAGC)

MEMBERS:

1. Controller of Examinations (in her absence, Deputy Controller)
2. Dean of Arts
3. Dean of Sciences
4. Principal

If any student of the college has a genuine doubt that her CIA paper has not been valued properly, the student can apply to the IAGC, giving the details of the title of the paper, date of test and the reasons with a fee of Rs.25/-. If the cell found that the paper has not been properly valued, it may allot the paper for third party valuation, and that mark will be the final score of the student.

The HODs are asked to keep all the CIA answer papers in safe custody till the result of the semester examination is published.

REPORT

NUMBER OF GRIEVANCES -NIL

END SEMESTER EXAMINATION

b) End Semester Examination

Each semester normally consists of 90 working days. The odd semester examinations are conducted in November and even semesters in the month of April and May. The End Semester Examination (ESE) will be for a weightage of 75 marks in theory and 60 marks in practical both for UG and PG. The passing minimum is 40% for UG, 50% for PG, that is for UG the passing minimum is $\frac{30}{75}$ in theory and $\frac{24}{60}$ in practical and for PG $\frac{38}{75}$ in theory and $\frac{30}{60}$ in practical. All those students who have put in the required number of days of attendance are eligible to appear for the ESE. They have to pay the fees for all current papers and the arrear papers, if any, and submit the application form before the dates specified for the purpose.

End Semester Examinations Question Pattern for UG Course

| Sections | Marks |
|--|-------------|
| Part A Multiple Choice -10 (2 questions from each unit) | 10 X 1 = 10 |
| Part B Questions with internal choice – 5 (one from each unit) | 5 X 5 = 25 |
| Part C Questions with internal choice -5 (one from each unit) | 5 X 8 = 40 |
| Total Marks | 75 |

End Semester Examinations - Question Pattern for PG Course

| Sections | Marks |
|---|------------|
| Part A Short answers (no choice)(one question from each unit) | 5 X 2 = 10 |
| Part B Questions with internal choice -5 (One question from each unit) | 5 X 5 = 25 |
| Part C Questions with internal choice -5 (one question from each unit) | 5 X 8 = 40 |
| Total Marks | 75 |

End Semester Examinations - Question Pattern for UG &PG Course (UG-2017-2020) & (PG – 2017-2019)

| Sections | Marks |
|---|------------|
| Part A Short answers (no choice)(one question from each unit) | 5 X 2 = 10 |
| Part B Questions with internal choice -5 (One question from each unit) | 5 X 6 = 30 |
| Part C Questions with internal choice -5 (one question from each unit) | 5 X 8 = 40 |
| Total Marks | 80 |

For all practical courses of the UG and the PG the End semester Examinations will be conducted and evaluated by 2 examiners (an Internal and an External) jointly.

c) Non Major elective (NME) for UG

A student has to select one NME subject to be studied in III and IV semesters respectively.

NME - Internal to External ratio of marks

| | Internal | External | Total |
|-----------------------|----------|----------|-------|
| Theory / Practical | 40% | 60% | 100% |

Pass Minimum in Theory / Practical

| | Internal | External | Overall |
|-----------------------|---|--|--|
| Theory / Practical | No Minimum (Pass Minimum 16 is ideal) | maximum of external marks ($\frac{24}{60}$) | 40% of total marks ($\frac{40}{100}$) |

CIA Pattern

Two CIA will be conducted at the end of 2nd and 3rd month of each semester and the best one of 2 test marks will be considered. No pass minimum for CIA

| | |
|---------------------|------------------------------|
| Test (converted to) | - 10 marks |
| Quiz | - 5 |
| Assignment | - 5 |
| | ----- |
| Total | - 20 marks (increased to 40) |
| | ----- |

End Semester Examinations Question Pattern

Part A

Multiple choice questions 10 X 1 = 10 marks

Part B

Answer any 10 Questions

out of 12 questions 10 X 5 = 50 marks

Total 60 marks

d) Skill Based Subjects (SBS) for UG

A student has to study 2 skill based subjects in III, IV and V semesters respectively.

CIA Pattern

Two CIA will be conducted at the end of 2nd and 3rd month of each semester and the best one of 2 test marks will be considered. No pass minimum for CIA

| | |
|---------------------|----------------------------|
| Test (converted to) | - 10 marks |
| Quiz | - 5 marks |
| Assignment | - 5 marks |
| | ----- |
| Total | 20 marks (increased to 40) |
| | ----- |

End Semester Question pattern for 60 marks

Part A

Multiple Choice Questions

10 X 1 = 10 marks

Part B

Answer any 10 Questions out of 12 10 X 5 = 50 marks

Total

60 marks

SBS - Internal to External ratio of marks

| | Internal | External | Total |
|-----------------------|----------|----------|-------|
| Theory / Practical | 40% | 60% | 100% |

Pass Minimum in Theory / Practical

| | Internal | External | Overall |
|-----------------------|---|--|--|
| Theory / Practical | No Minimum (Pass Minimum 16 is ideal) | maximum of external marks ($\frac{24}{60}$) | 40% of total marks ($\frac{40}{100}$) |

e) Self Learning Course for UG and PG

It is a self-study course where no regular and formal contact hours are specified. The UG students can select only one self learning course given in the syllabus book in II, III, IV and V semester each and the PG students can do only one self learning course in II & III semester each. No CIA for self learning papers. Students have to write only the End Semester Exam for 50 marks. Out of 8 Questions, the student has to answer only 5. Each question carries a maximum of 10 marks (5 X 10 = 50 marks) converted to 100 marks. The pass minimum is 35% ($\frac{18}{50}$) for both UG and PG courses. If a student fails in the exam she cannot reappear for the exam as an arrear.

One credit will be awarded for each course.

f) Foundation course for UG and PG

All the UG students have to attend Value Education paper in the I semester and Environment Studies paper in the II Semester. Credit per paper is 2 ($2 + 2 = 4$).

All the PG students have to attend Personality Development in the IV Semester and the credit for the course is 1.

g) Part V – Extension Activities

All students should register in any one of the Part V (NCC / NSS / Games) activities to enable her to complete a degree course. Active participation of the student throughout the year in the Part V activity of her choice is mandatory.

h) M.Phil Course

M.Phil course is a one year course from July to June of the subsequent year. For all M.Phil courses, two theory papers in the I Semester and one theory paper the scholars will work for a dissertation in the II semester.

Each theory paper is to be evaluated for a maximum of 50 marks.

| | |
|------------|-----------------|
| Test | 20 marks |
| Seminar | 20 marks |
| Assignment | <u>10 marks</u> |
| Total | <u>50 marks</u> |

There is no pass minimum for the CIA.

The End Semester Examination will be for 100 marks (reduced to 50 marks). Out of 10 questions, 5 questions are to be answered by the students. Each question carries 20 marks. The question paper for all the papers will be set by external examiners. The answer scripts will be evaluated by two external examiners. The pass minimum for ESE is 50%.

Dissertation: The candidate should submit a dissertation at the end of second semester. The dissertation will be evaluated by the internal examiner for 100 marks (Proposal 50% and work in progress 50%) and also by the external examiners for 100 marks (Dissertation 60% and viva-voce 40%) reduced to 100 marks.

i) Attendance

75% attendance is needed for the students to appear for the ESE. Students having attendance between 74% and 65% can write the exam after paying a prescribed amount of fine and if they have below 65% attendance, the students are not eligible to write the ESE, and they have to repeat the semester after the completion of the final year.

j) Rules to be followed during exam

- i) Hall Tickets for the End Semester Examination will be issued to the eligible students on time before the End Semester Examination. Students must bring the Hall Ticket and the College ID card to every session of the End Semester Examination for verification.
- ii) Students can bring into the Examination Hall only ordinary scientific / engineering calculators. They can use the mathematical, statistical or any other table, (if required) provided by the college during the ESE.
- iii) **Students are not allowed to bring programmable calculators / mobile phones or any other unwanted materials inside the examination hall.**
- iv) Any kind of malpractice during the End Semester Examination is strictly prohibited. Those students who indulge in malpractice will face stringent punishment decided by the *Grievance Appeal Committee*.

k) Grievances Regarding End Semester Examination Question papers.

Any complaint with respect to the End Semester Examination Question Papers must be brought to the notice of the Controller of Examinations within 2 days from the date of the respective examinations by the HOD concerned. Where the HOD is not available for any reason, the next senior teacher would take up this responsibility.

l) Revaluation for the End Semester Examination (UG and PG)

The candidates should apply for revaluation in the prescribed form available in the Controller's Office within 7 days of the publication of the results.

- i) There is no provision for revaluation in any of the papers of the PG courses. (Since there is double valuation for PG courses.)
- ii) Revaluation, Retotaling and Xerox Copy are allowed in UG courses as per the following guidelines:

- A candidate can apply for revaluation of a maximum of two theory papers of the current semester.
- Fee for Revaluation : Rs.250/- (each paper)
Xerox Copy : Rs. 250/- (each paper)
Retotaling : Rs 100 / - (each paper for PG)

m) End Semester Examination Arrears

- Students who fail in any paper in the End Semester Examinations, can appear for the papers in the subsequent End Semester Examinations.
- If any student fails in odd semester (i.e., I, III & V) the student can reappear for the same paper both in odd and even semesters. But if the student fails in even semester (i.e., II, IV & VI) the student can write the paper in the even semester only.

n) Supplementary Examination for FINAL SEMESTER Courses

UG / PG students who have cleared all the papers of earlier semesters but has failed in only one paper written in the final Semester, will be allowed as a special case, to write Supplementary Examination, (within 7 days of the publication of the results, to help them to get their degree without delay.

Students who wish to write the Supplementary Examination will have to apply for it within 7 days of the publication of the results. A student who is appearing for the supplementary examination in a practical paper will have to bear the entire expenses for conducting the examination.

Private students are not eligible to write supplementary exam.

o) Non-Submission of Project / Dissertation

All UG and postgraduate students should submit their Project Report at the end of the final semester as part of their curriculum. For any valid reason, if a student is not able to submit her project report, the student can appear for the viva-voce at the end of the subsequent academic year.

p) Question Paper Setting and Evaluation

(i) UG Courses: For the End Semester Examination, the Question Papers for all theory papers under Part I, Part II, Part III, and Part IV will be set by External Examiners. The evaluation of these answer scripts will also be done by a Board of External Examiners.

(ii) PG Courses: For all Post Graduate Courses, the question papers will be set by external examiners. There will be double valuation for these courses by staff members from other Colleges / Universities. If the difference between the marks of the two evaluations of an answer script is 15 or below then the average of the two will be considered as the mark scored by the student. If the difference is above 15 the answer script will be evaluated by a third examiner (External) and the average of the two marks with minimum difference will be final.

q) Transfer of Students

Students seeking a transfer to the UG and PG degree Course in Sarah Tucker College have to fulfill the following conditions:

- 1) Seats must be available in the department concerned.
- 2) The students should not have any arrear paper.
- 3) The College in which the student studied previously should have the same Part I language and allied papers offered in our College.
- 4) The student is exempted from doing the papers already cleared.
- 5) The student must write the papers which are offered in our college if the student does not find a place in the syllabus of the previous college.

Grievance Appeal Committee

In case of grievance of any nature the students can apply to the Grievance Appeal Committee. The appeal should be addressed to the Principal who is the chairman of the committee.

| <u>Credit for UG Course:</u> | | Credit |
|-------------------------------------|---|------------------------|
| Part I | General Tamil / French / Hindi | 12 |
| Part II | General English | 12 |
| Part III | Major, Allied and Elective | 95 |
| Part IV | Foundation Course , Skill Based Subjects, NME | 20 |
| Part V | Extension Activities (NCC/NSS/Physical Education) | 1 |
| | | <hr/> 140 |
| Minimum Extra Credits | | 5 |
| Total Credits | | <hr/> 145 <hr/> |

| <u>Credit for PG Course:</u> | | Credit |
|---|--|-----------------------|
| Core, Core Special & Project | | 89 |
| Foundation Course (Personality Development) | | 1 |
| | | <hr/> 90 |
| Minimum Extra Credits | | 2 |
| Total Credits | | <hr/> 92 <hr/> |

| <u>Credit for MPhil Course:</u> | | Credit |
|--|--|-----------------------|
| Theory Papers(2+1 x 5) | | 15 |
| Dissertation | | 10 |
| Total Credits | | <hr/> 25 <hr/> |

| <u>Credit for MCA Course:</u> | | Credit |
|--------------------------------------|--|------------------------|
| Core, Core Special & Project | | 140 |
| Minimum Extra Credit | | 3 |
| Total Credits | | <hr/> 143 <hr/> |

1. Classes will be awarded to the students as given below:

75% and above (without any arrear) - Distinction

60% to 74% - I Class

50% to 59% - II Class

40% to 49% - III Class

2. Calculation of Weighted Average:

Weighted Marks = Marks x Credit

$$\text{Weighted Average} = \frac{\text{Total Weighted Marks}}{\text{Total Credit}}$$


Result will be the weighted average shown in the consolidated marks given at the end of VI semester statement (calculate for Part I, Part II, Part III and Part IV separately).

3. Only the first rank holders will be awarded medals in both UG and PG courses.

The College may from time to time revise, amend or change the regulations, scheme of examinations and syllabi if found necessary.

ANNEXTURE:

1. Extra Credits List
2. List of Self Learning Courses
3. List of Certificate Courses



Controller of Examinations
CONTROLLER OF EXAMINATIONS
SARAH TUCKER COLLEGE
(AUTONOMOUS)
TIRUNELVELI 627 007

Controller of Examinations



PRINCIPAL
SARAH TUCKER COLLEGE
(AUTONOMOUS)
TIRUNELVELI - 627 007.

Chief Controller & Principal

*Submitted at the GOVERNING BOARD